

Ride-on Double Pallet Stackers

PRELIMINARY

TECHNICAL SPECIFICATIONS

SRD20(R)(S)-N3



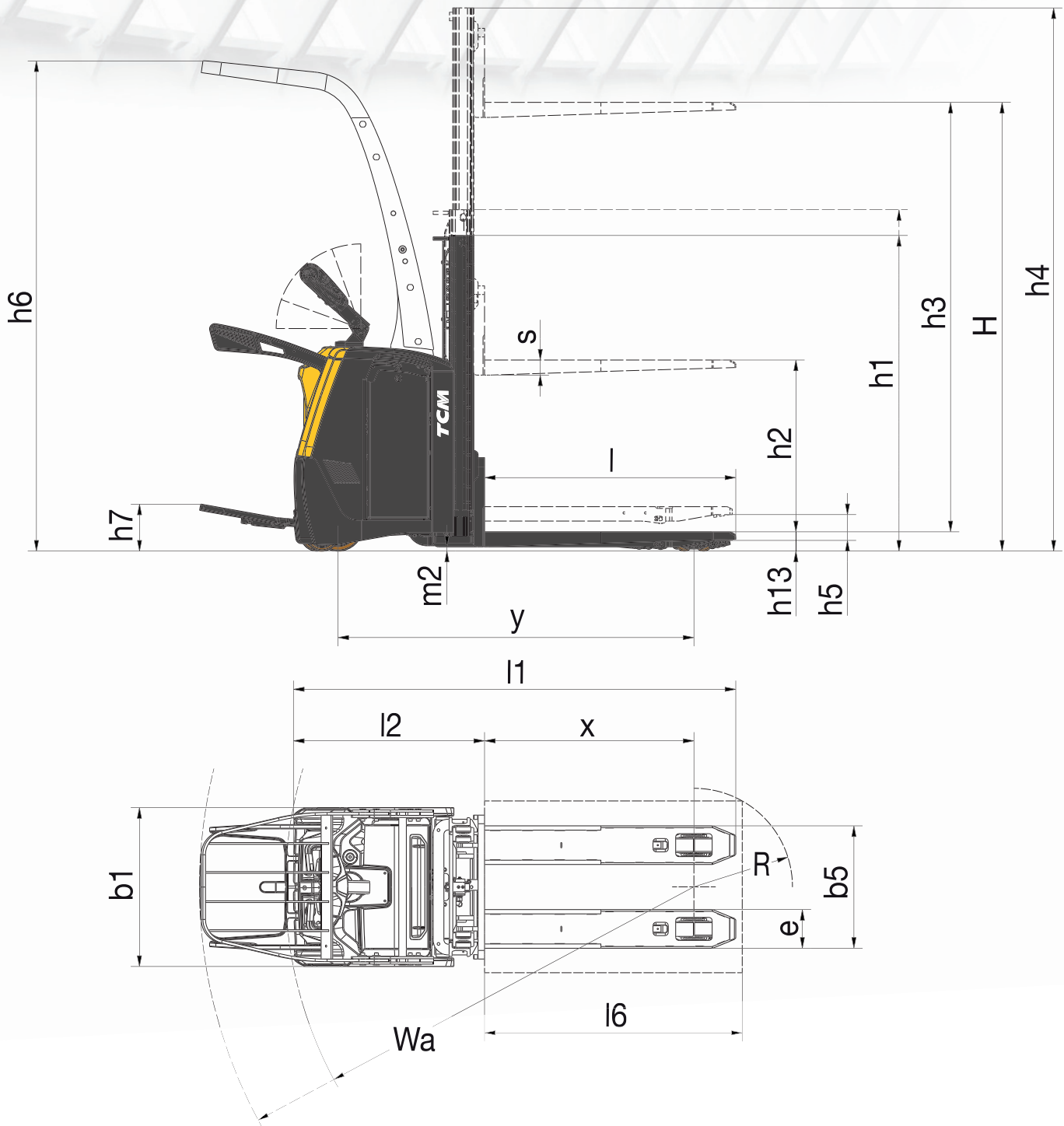
TCM
Always Evolving

SRD20-N3

STANDARD SPECIFICATIONS PRELIMINARY

CHARACTERISTICS				SRD20-N3
1.1	Manufacturer			TCM
1.2	Manufacturer's model designation			SRD20-N3
1.3	Power source			Battery
1.4	Operator type			Pedestrian / ride-on
1.5	Load capacity	Q	(kg)	2000 or 2 x 1000
1.6	Load center distance	c	(mm)	600
1.8	Load wheel axle to fork face (forks lowered)	x	(mm)	930
1.9	Wheelbase	y	(mm)	1613
WEIGHT				
2.1	Truck weight without load, with maximum battery weight		kg	1050
2.2	Axle loadings with nominal load & maximum battery weight, drive / load side		kg	1230 / 1820
2.3	Axle loadings without load & with maximum battery weight, drive / load side		kg	780 / 270
WHEELS, DRIVE TRAIN				
3.1	Tyres			Vulkollan
3.2	Tyre dimensions, drive side		(mm)	235 x 75
3.3	Tyre dimensions, load side		(mm)	85 x 75
3.4	Castor wheel dimensions (diameter x width)		(mm)	150 x 55
3.5	Number of wheels, load / drive side (x = driven)			4 / 1x + 2
DIMENSIONS				
4.2a	Height with mast lowered	h1	(mm)	1320 / 1470
4.3	Free lift	h2	(mm)	0
4.4	Lift height	h3	(mm)	1700 / 2000
4.5	Height with mast extended	h4	(mm)	2170 / 2470
4.6	Initial lift	h5	(mm)	120
4.7	Height to top of overhead guard	h6	(mm)	2283
4.8	Seat or stand height	h7	(mm)	171
4.15	Fork height, fully lowered	h13	(mm)	90
4.19	Overall length	l1	(mm)	2142 / 2500
4.2	Length to fork face	l2	(mm)	972 / 1330
4.21	Overall width	b1	(mm)	740
4.22	Fork dimensions (thickness, width, length)	s / e / l	(mm)	70 / 180 / 1170
4.25	Outside width over forks (minimum / maximum)	b5	(mm)	570
4.32	Ground clearance at center of wheelbase, (forks lowered)	m2	(mm)	20-140
4.34a	Working aisle width (Ast) with 800 x 1200 mm pallets, load lengthwise	Ast	(mm)	-
4.34c	Working aisle width (Ast3) with 800 x 1200 mm pallets, load lengthwise, platform up / down	Ast	(mm)	2585 / 2943
4.35	Turning radius	Wa	(mm)	1902 / 2260
PERFORMANCE				
5.1	Travel speed, with / without load		km / h	10.0 / 10.0
5.2	Lifting speed, with / without load		m / s	0.22 / 0.43
5.3	Lowering speed, with / without load		m / s	0.50 / 0.53
5.7	Gradeability, with / without load		%	11.6 / 19.4
5.9	Acceleration time (10 metres) with / without load		s	6.1 / 4.9
5.1	Service brakes (mechanical / hydraulic / electric / pneumatic)			Electric
ELECTRIC MOTOR				
6.1	Drive motor capacity (60 min. short duty)		kW	2.4
6.4	Battery voltage/capacity at 5-hour discharge		V / Ah	24 / 222 - 400
6.5	Battery weight		kg	285 - 350

DIMENSIONS
SRD20-N3

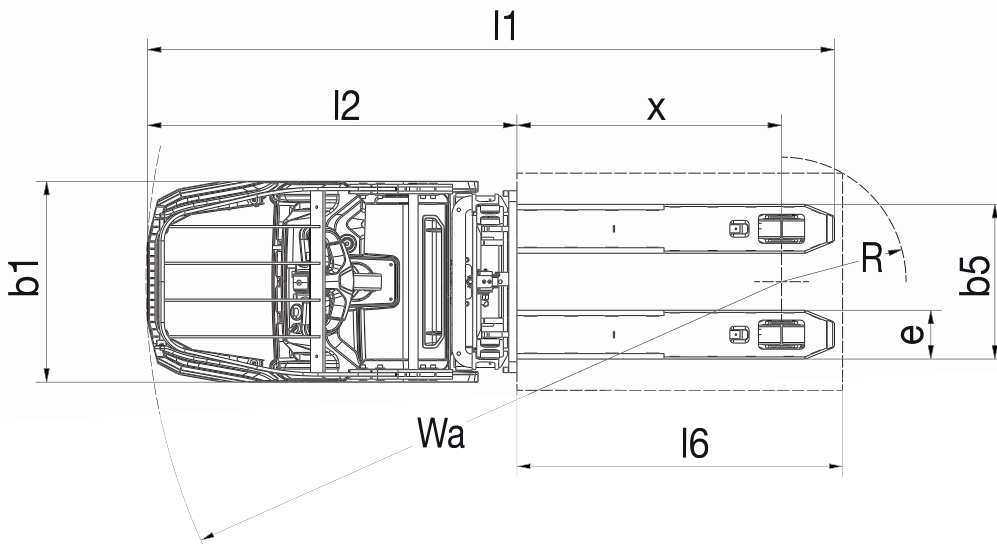
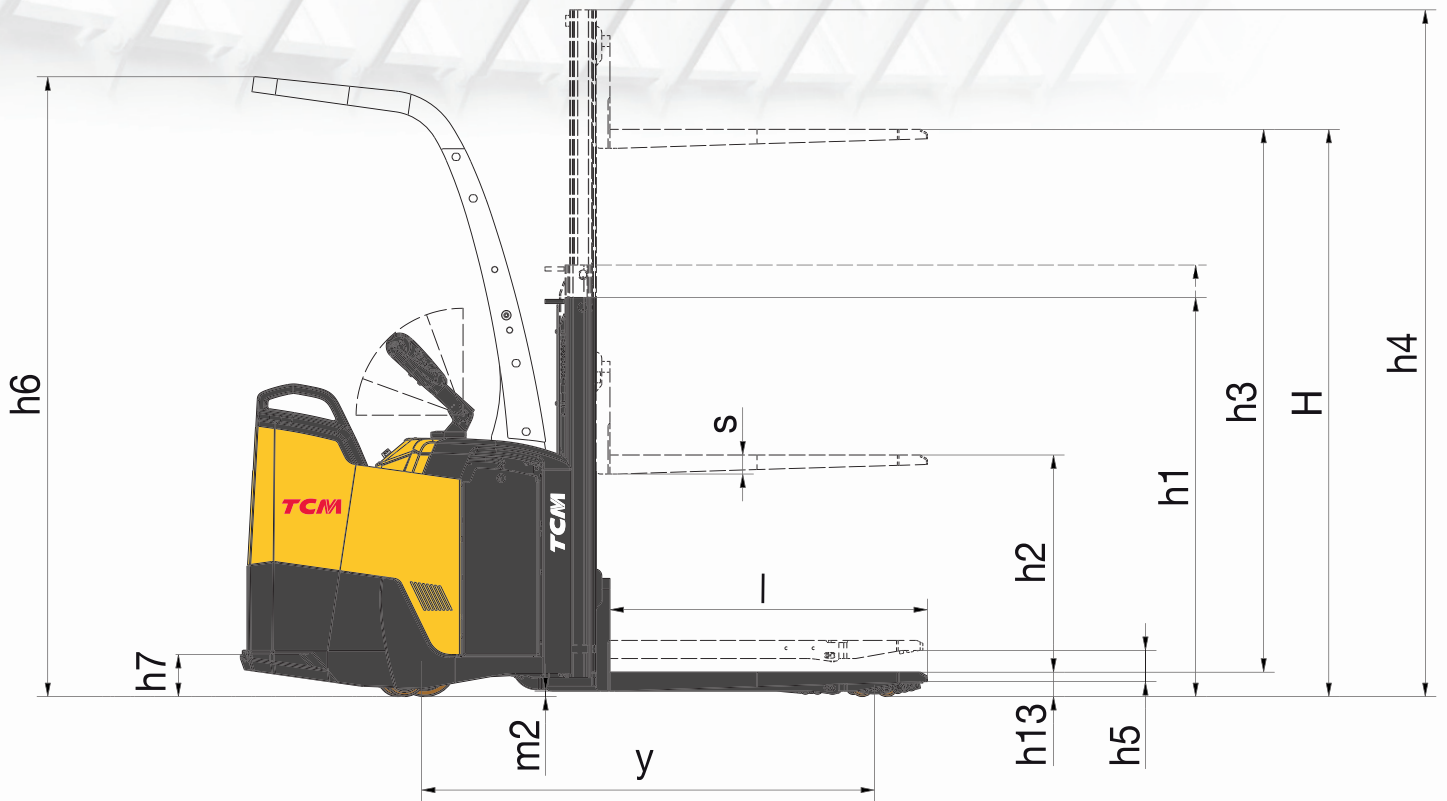


SRD20R-N3

STANDARD SPECIFICATIONS PRELIMINARY

CHARACTERISTICS				SRD20R-N3
1.1	Manufacturer			TCM
1.2	Manufacturer's model designation			SRD20R-N3
1.3	Power source			Battery
1.4	Operator type			Ride-on
1.5	Load capacity	Q	(kg)	2000 or 2 x 1000
1.6	Load center distance	c	(mm)	600
1.8	Load wheel axle to fork face (forks lowered)	x	(mm)	930
1.9	Wheelbase	y	(mm)	1613
WEIGHT				
2.1	Truck weight without load, with maximum battery weight		kg	1220
2.2	Axle loadings with nominal load & maximum battery weight, drive / load side		kg	1400 / 1820
2.3	Axle loadings without load & with maximum battery weight, drive / load side		kg	960 / 260
WHEELS, DRIVE TRAIN				
3.1	Tyres			Vulkollan
3.2	Tyre dimensions, drive side		(mm)	235 x 75
3.3	Tyre dimensions, load side		(mm)	85 x 75
3.4	Castor wheel dimensions (diameter x width)		(mm)	150 x 55
3.5	Number of wheels, load / drive side (x = driven)			4 / 1x + 2
DIMENSIONS				
4.2a	Height with mast lowered	h1	(mm)	1320 / 1470
4.3	Free lift	h2	(mm)	0
4.4	Lift height	h3	(mm)	1700 / 2000
4.5	Height with mast extended	h4	(mm)	2170 / 2470
4.6	Initial lift	h5	(mm)	120
4.7	Height to top of overhead guard	h6	(mm)	2283
4.8	Seat or stand height	h7	(mm)	170
4.15	Fork height, fully lowered	h13	(mm)	90
4.19	Overall length	l1	(mm)	2532
4.2	Length to fork face	l2	(mm)	1362
4.21	Overall width	b1	(mm)	740
4.22	Fork dimensions (thickness, width, length)	s / e / l	(mm)	70 / 180 / 1170
4.25	Outside width over forks (minimum / maximum)	b5	(mm)	570
4.32	Ground clearance at center of wheelbase, (forks lowered)	m2	(mm)	20 - 140
4.34a	Working aisle width (Ast) with 800 x 1200 mm pallets, load lengthwise	Ast	(mm)	2980
4.34c	Working aisle width (Ast3) with 800 x 1200 mm pallets, load lengthwise, platform up / down	Ast	(mm)	-
4.35	Turning radius	Wa	(mm)	2292
PERFORMANCE				
5.1	Travel speed, with / without load		km / h	10.0 / 10.0
5.2	Lifting speed, with / without load		m / s	0.22 / 0.43
5.3	Lowering speed, with / without load		m / s	0.50 / 0.53
5.7	Gradeability, with / without load		%	11.6 / 17.5
5.9	Acceleration time (10 metres) with / without load		s	6.2 / 5.0
5.1	Service brakes (mechanical / hydraulic / electric / pneumatic)			Electric
ELECTRIC MOTOR				
6.1	Drive motor capacity (60 min. short duty)		kW	2.4
6.4	Battery voltage/capacity at 5-hour discharge		V / Ah	24 / 222 - 400
6.5	Battery weight		kg	285 - 350

DIMENSIONS
SRD20R-N3

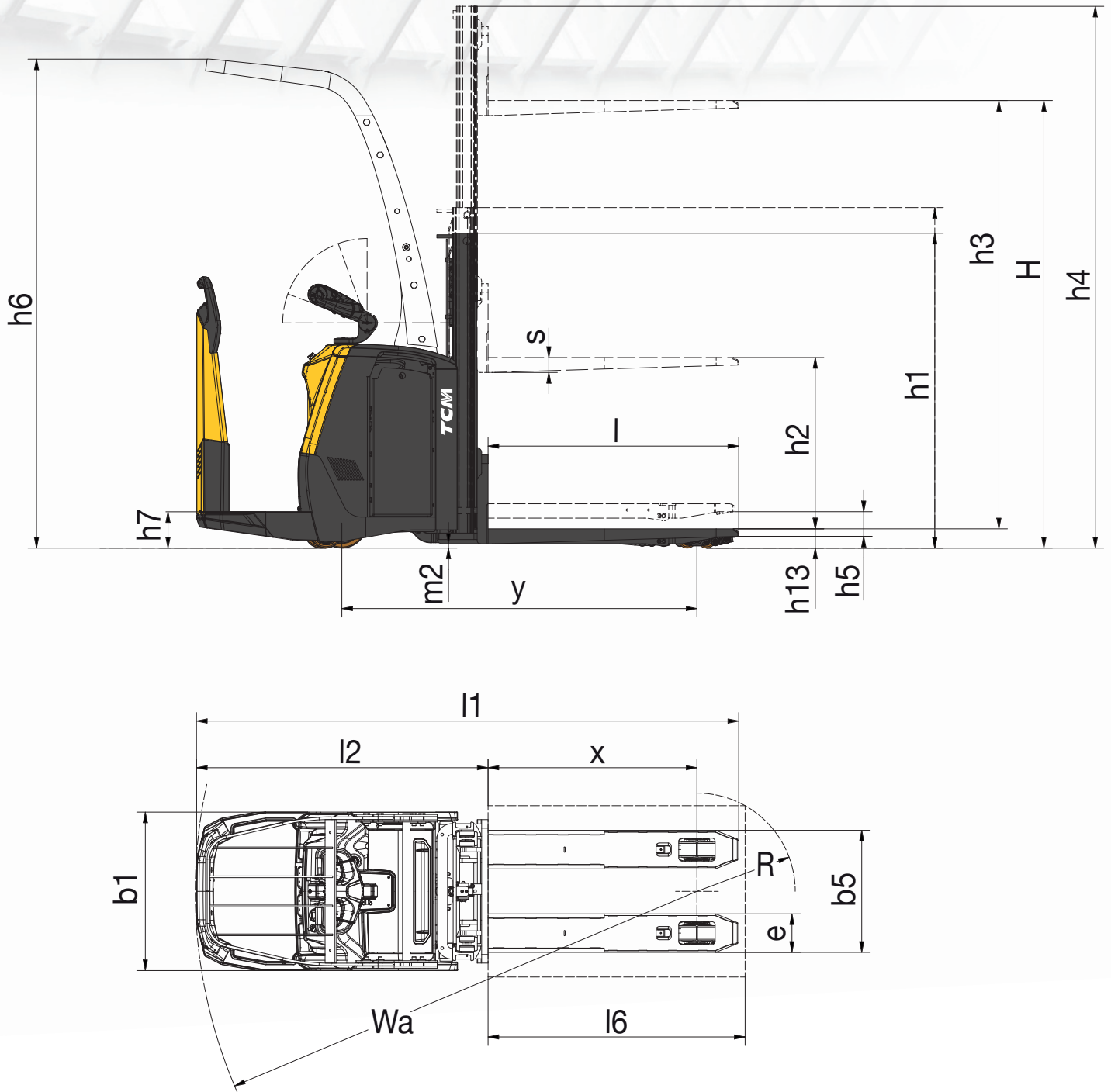


SRD20S-N3

STANDARD SPECIFICATIONS PRELIMINARY

CHARACTERISTICS				SRD20S-N3
1.1	Manufacturer			TCM
1.2	Manufacturer's model designation			SRD20S-N3
1.3	Power source			Battery
1.4	Operator type			Ride-on
1.5	Load capacity	Q	(kg)	2000 or 2 x 1000
1.6	Load center distance	c	(mm)	600
1.8	Load wheel axle to fork face (forks lowered)	x	(mm)	930
1.9	Wheelbase	y	(mm)	1613
WEIGHT				
2.1	Truck weight without load, with maximum battery weight		kg	1220
2.2	Axle loadings with nominal load & maximum battery weight, drive / load side		kg	1400 / 1820
2.3	Axle loadings without load & with maximum battery weight, drive / load side		kg	960 / 260
WHEELS, DRIVE TRAIN				
3.1	Tyres			Vulkollan
3.2	Tyre dimensions, drive side		(mm)	235 x 75
3.3	Tyre dimensions, load side		(mm)	85 x 75
3.4	Castor wheel dimensions (diameter x width)		(mm)	150 x 55
3.5	Number of wheels, load / drive side (x = driven)			4 / 1x + 2
DIMENSIONS				
4.2a	Height with mast lowered	h1	(mm)	1320 / 1470
4.3	Free lift	h2	(mm)	0
4.4	Lift height	h3	(mm)	1700 / 2000
4.5	Height with mast extended	h4	(mm)	2170 / 2470
4.6	Initial lift	h5	(mm)	120
4.7	Height to top of overhead guard	h6	(mm)	2283
4.8	Seat or stand height	h7	(mm)	170
4.15	Fork height, fully lowered	h13	(mm)	90
4.19	Overall length	l1	(mm)	2532
4.2	Length to fork face	l2	(mm)	1362
4.21	Overall width	b1	(mm)	740
4.22	Fork dimensions (thickness, width, length)	s / e / l	(mm)	70 / 180 / 1170
4.25	Outside width over forks (minimum / maximum)	b5	(mm)	570
4.32	Ground clearance at center of wheelbase, (forks lowered)	m2	(mm)	20 - 140
4.34a	Working aisle width (Ast) with 800 x 1200 mm pallets, load lengthwise	Ast	(mm)	2980
4.34c	Working aisle width (Ast3) with 800 x 1200 mm pallets, load lengthwise, platform up / down	Ast	(mm)	-
4.35	Turning radius	Wa	(mm)	2292
PERFORMANCE				
5.1	Travel speed, with / without load		km / h	10.0 / 10.0
5.2	Lifting speed, with / without load		m / s	0.22 / 0.43
5.3	Lowering speed, with / without load		m / s	0.50 / 0.53
5.7	Gradeability, with / without load		%	11.6 / 17.5
5.9	Acceleration time (10 metres) with / without load		s	6.2 / 5.0
5.1	Service brakes (mechanical / hydraulic / electric / pneumatic)			Electric
ELECTRIC MOTOR				
6.1	Drive motor capacity (60 min. short duty)		kW	2.4
6.4	Battery voltage/capacity at 5-hour discharge		V / Ah	24 / 222 - 400
6.5	Battery weight		kg	285 - 350

DIMENSIONS
SRD20S-N3



SRD20(R)(S)-N3

STANDARD AND OPTIONS LIST

	SRD20-N3	SRD20R-N3	SRD20S-N3
GENERAL			
Micro-computer with standard display incl. hour meter and battery levels	●	●	●
Initial straddle lift	●	●	●
Foldable platform with foldable side protection bars	●	-	-
Fixed platform, rear entry	-	●	-
Fixed platform, side entries	-	-	●
Mechanical steering tiller arm	●	-	-
Power steering tiller arm	●	●	-
Ergo-control steering tiller arm (Power+)	-	●	●
Crossway pallet indication on forks, for EU pallet long side handling	●	●	●
Vulkollan drive wheel	●	●	●
Tandem load wheels dia 85 mm, Vulkollan	●	●	●
Single load wheel dia 85 mm (max. load weight = 1600 kg)	●	●	●
Closed pallet entry/exit, climbing wheels	●	●	●
Quick release of battery lock	●	●	●
Steel battery rollers	●	●	●
Li-ION batteries (only available in selected regions)	●	●	●
Lead-acid batteries	●	●	●
ENVIRONMENT			
Grease nipples in lifting profiles and rust protected axles	●	●	●
Chill store design, down to -10°C	●	●	●
Cold store design, down to -30C (not in combination with Li-ION)	●	●	●
DRIVE AND LIFT CONTROLS			
Speed regulated lift motor and proportional valve for lowering, controlled by large rocker switch on tiller head	●	●	●
Tiller-up drive	●	-	-
WHEEL OPTIONS			
Vulkollan	●	●	●
Tractothan	●	●	●
Super grip	●	●	●
OTHER OPTIONS			
Power steering	●	●	●
Multi-function display incl. BDI & hour meter, PIN code log in (99 codes) and graphic icons	●	●	●
Load backrest	●	●	●
Key switch entry	●	●	●
12V DC power socket	●	●	●
5V USB socket	●	●	●
Accessory rack	●	●	●
Writing desk incl. RAM C holder	●	●	●
RAM system size C equipment holder	●	●	●
RAM system size C, 2 pcs equipment holder	●	●	●
RAM system size D equipment holder	●	●	●
Working lights LED	●	●	●
Increased drive speed with/without load 10.5/12.5 km/h (only in combination with power steering)	●	●	●
Active Spin Reduction, ASR	●	●	●
Special RAL colour	●	●	●
Battery creep	●	●	●
Battery level audible warning	●	●	●
Service alarm	●	●	●
Automatic log off	●	●	●
Revert to low speed at log off	●	●	●
Revert to low speed at operator absent	●	●	●

KEY ● Standard ● Option - Not available



TCM
Always Evolving

info@tcm.eu | tcm.eu

Mitsubishi Logisnext Europe BV reserves the right to make any changes without notice concerning colours, equipment or specifications detailed in this brochure, or to discontinue individual models. The colours of vehicles delivered may differ slightly from those in this brochure. The specifications vary for different countries depending on local market conditions. Please consult your local dealer to ensure that the vehicle delivered accords with your expectations. All values are determined based on the standard condition and may vary, due to motor and system tolerances, condition of the truck and operational conditions. Some equipment shown on photos are optional. WEST2233